



Woody's World

1st December 2022




Christmas Decorations

Dave Simms gave us a demonstration this evening on how to make a bauble.

You start with a cube approximately 38mm on each side, and then drill two 16mm holes at right angles to each other, note: do not drill into the end grain.

Mount the cube in a chuck and drill through from each end using a forstner bit.



Next, drill a 6mm hole into the end grain through the centre. This will be used to take a mandrel to finish turning it.


At this point you can paint the inside of the holes using an acrylic paint.



MERRY
CHRISTMAS


You now need a mandrel to hold the piece to turn it. Dave has made one out of 6mm threaded rod. The only thing you need to do is drill a small hole in one end to hold the point of the live centre in the tailstock.

Now thread the cube on to the mandrel and tighten the nuts at each end to hold it. Don't over tighten them or you may split the wood. You will need a lock nut, or you could use nylock nuts.



Then turn the outside shape.

You can follow the shadow of the hole to get an idea of how far you can take the wood back.



After sanding, Dave polished with "Speed an eez", a polish and sanding sealer.



To finish, Dave turned the two finials, and they are fitted into the 6mm holes at top and bottom of the finished piece.



Other designs



Daventry Show

Members are reminded that Jan is drawing up a rota of volunteers to man the club stand on Friday 12th and Saturday 13th May 2023 (10am to 4pm).

We will also require volunteers to help set up on Friday from 8am, and to put away on Saturday afternoon after 4pm - please let Jan know your availability as soon as you can.

Next meeting

The next meeting is the club social on 21st January, 6:30pm. Please let Dave know what food you will be bringing to share.

Forthcoming Meetings

Meetings normally are on the first Thursday in the month except when there are elections. Meetings start at **7pm**.

Subject	Sponsor	Date
Club Social		21 st January
Turning Pens	Paul Liggins	2 nd February
AGM		2 nd March
Skew Chisel Hands On	Nick Milton	TBD
Off Centre Hands On	TBD	TBD
Segmented Turning	TBD	TBD

***If you have any requests or ideas for future meetings,
please mention it to Dave Simms.***

Committee

Chairman	Dave Simms	david.simms26@outlook.com
Vice-Chairman	<i>vacant</i>	
Secretary	Steve Jennings	01295 812147 stevejennings070@btinternet.com
Membership Sec.	Jan Lucas	lucasjan30@webray.co.uk
Demo Organiser	<i>vacant</i>	
Treasurer	Andy Smith	01789 612649 / 07865 938850 andrewsmith1125@outlook.com
Editor & web	Jan Lucas	lucasjan30@webray.co.uk